

RXR03 SERIES

High Voltage Contactors

50A CONTINUOUS DUTY

1500V SYSTEM VOLTAGE



FEATURES

SPST Normally Open High Voltage Contactors

- Ceramic seal
- PCB Mountable (optional)
- Bi-directional power switching
- Meets RoHS 2011/65/EU
- REACH Compliant



PERFORMANCE

TABLE 1. SPECIFICATIONS		
CHARACTERISTIC	MEASURE	
Contact Arrangement	Form X, SPST NO	
Max Switching Voltage	1,500 VDC	
Dielectric Withstand Voltage (Max Leakage Current: 1mA)	3,000 VAC, 1 minute contacts to coil 3,000 VAC, 1 minute across open contacts	
Continuous Current (8.4mm ² conductor)	50A	
(5.3mm ² conductor)	40A	
Overload Current	10 seconds	120A
	30 seconds	90A
Max Break – 200A @ 1000V	1 cycle	
Max Short Circuit Current -1 second	200 A	
Min Insulation Resistance	1,000 Mohm @ 500VDC	
Contact Voltage Drop (Max)	50mV @ 10A	
Operate Time (Max, incl bounce)	30ms	
Release Time (Max)	10ms	
Shock - Functional, 1/2 Sine, 11ms	20G	
Shock – Destructive, 1/2 Sine, 11ms	50G	
Operating Temperature	-40°C to 85°C	
Vibration 10Hz-2,000Hz)	6 G	
Ingress Protection	IP67	
Mechanical life	500,000 cycles	
AUXILIARY CONTACTS	MEASURE	
Contact Arrangement	Not available	
COIL (20° C)	MEASURE	
Nominal Voltage	12 VDC	24 VDC
Pick-up Voltage (Max)	9 VDC	18 VDC
Max Voltage	16 VDC	32 VDC
Drop-out Voltage (Min)	0.9 VDC	1.8 VDC
Coil Resistance	51.4Ω	206Ω
Coil Power at Nominal Voltage	2.8W	2.8W

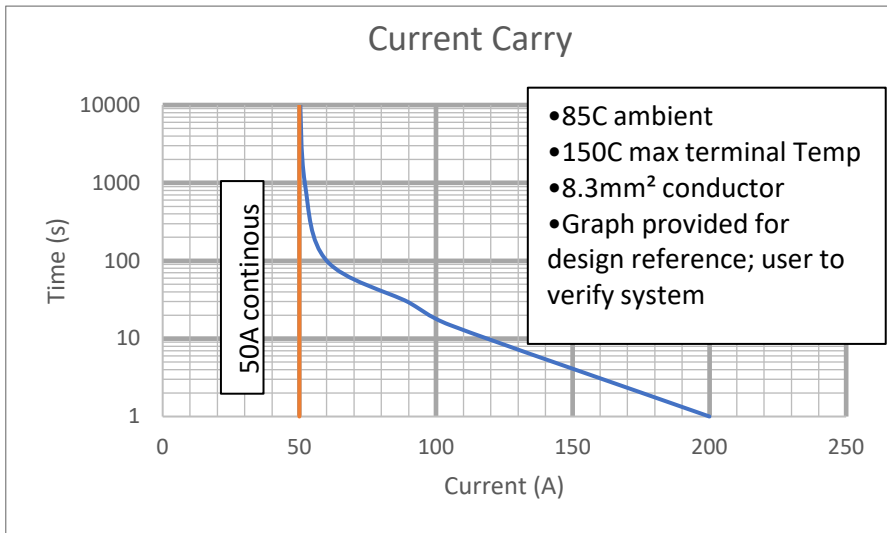


TABLE 2. RESISTIVE LOAD SWITCHING (MAKE / BREAK DATA)		
Polarity Sensitive	CYCLES (1 cycle = 1 make + 1 break)	
VOLTAGE	CURRENT	
450V	20A	75,000
450V	30A	150,000 (MAKE only)
750V	20A	50,000
750V	30A	75,000 (MAKE only)
1000V	20A	30,000
1000V	30A	50,000 (MAKE only)
1500V	40A	15,000 (MAKE only)

OPTIONS

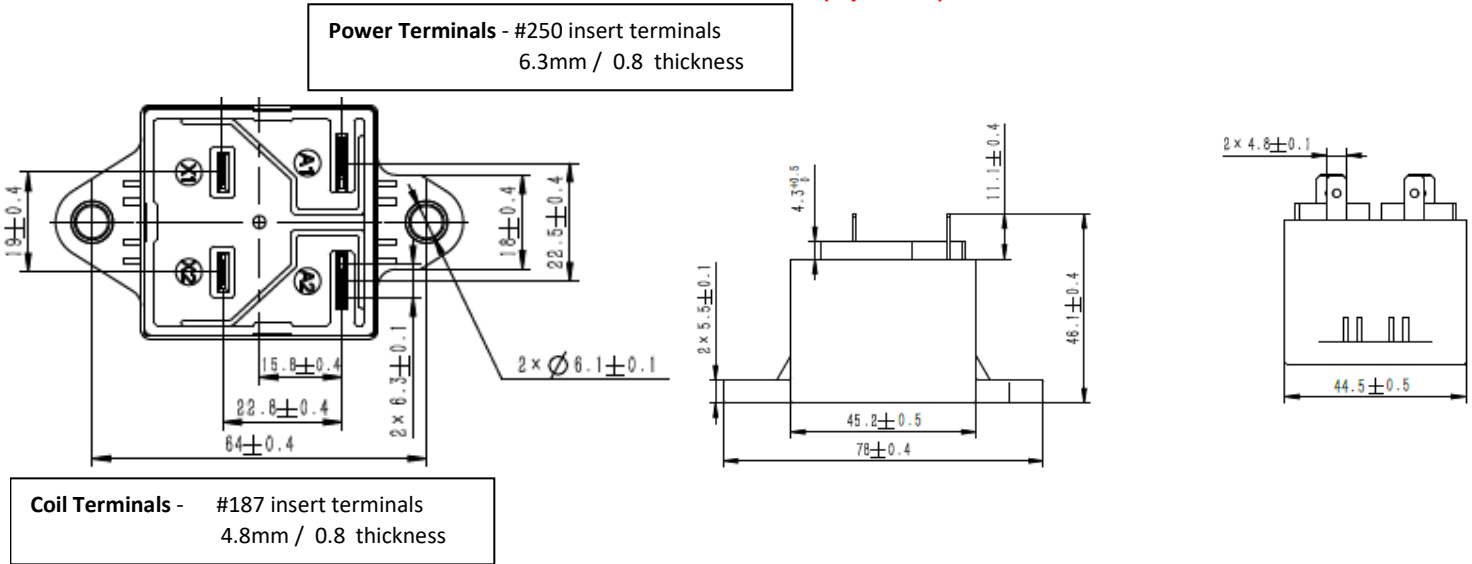
TABLE 3. PRODUCT NOMENCLATURE

	CONTACT POLARITY	MOUNTING	COIL	AUXILIARY CONTACTS
RXR03	B Bi-Directional	1 4.8mm coil blades 3 6.3mm coil blades	A 12V B 24V	X None

PRODUCT DIMENSIONS [mm]

4.8mm coil blades

(Option 1)



6.3mm coil blades (Option 3)

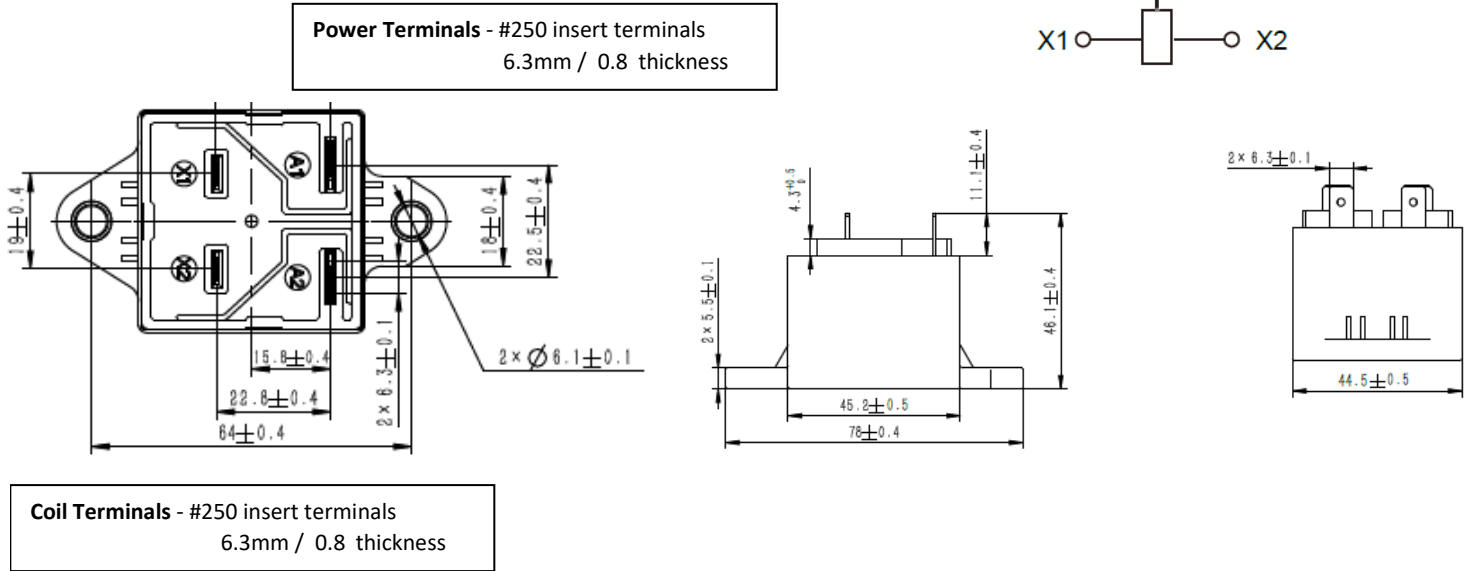
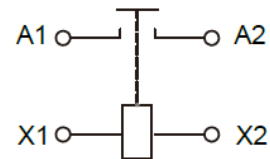


TABLE 4. DIMENSIONAL AND INSTALLATION

CHARACTERISTIC	MEASURE
Weight	140g
Mounting Position	Any / Not Position Sensitive
Package Quantity	40 (bottom and PCB-mount)
(PCB) welding Parameters	Manual welding: (350±20°C), time 3s; Wave soldering: (265±5°C), time (3~8)s.

NOTES

- Continuous current tested with 85°C temperature rise at the power terminals. Terminal temperature should be limited to 150°C
- Contactor is operated by a coil that changes resistance with temperature: Maximum coil voltage will be lower than indicated at temperatures above 25°C, and higher than indicated at temperatures below 25°C.
- Nominal Coil Voltage for Pick-up Current, Coil Current and Coil Power specifications, Current/Wattage will be lower than indicated at temperatures above 25°C and higher than indicated at temperatures below 25°C.
- Pick-up Voltage and Drop Out Voltage will be lower than indicated at temperatures below 25°C and higher than indicated at temperatures above 25°C.
- Contactor may be used above Max Switching Voltage if the application does not require significant load breaking. Please contact Rincon Power to discuss in more detail.

Legal Disclaimer Notice for Rincon Power, LLC Datasheet

This legal disclaimer applies to purchasers and users of products manufactured by or on behalf of Rincon Power, LLC (“Rincon”). Unless otherwise expressly indicated in writing, Rincon’s products, product specifications and data sheets relating thereto are subject to change without notice. Users should check for and obtain the latest revision information and verify that such information is current and complete before placing orders for Rincon’s products. Users should always verify the actual performance of the Rincon’s products in their specific systems and applications.

Except as expressly set forth in the relevant purchaser order terms and conditions or applicable agreement, Rincon makes no warranty, representation or guarantee regarding the products, expressed or implied, including, but not limited to, a warranty of merchantability or fitness for a particular purpose. To the maximum extent permitted by applicable law, Rincon disclaims (i) any and all liability arising out of the application or use of any product, (ii) any and all liability, including without limitation special, consequential or incidental damages, and (iii) any and all implied warranties, including warranties of fitness for particular purpose, non-infringement and merchantability.

In no event shall Rincon be liable for any incidental or consequential damages resulting from the use, misuse or inability to use the product. This exclusion applies regardless of whether such damages are sought based on breach of warranty, breach of contract, negligence, strict liability in tort, or any other legal theory.